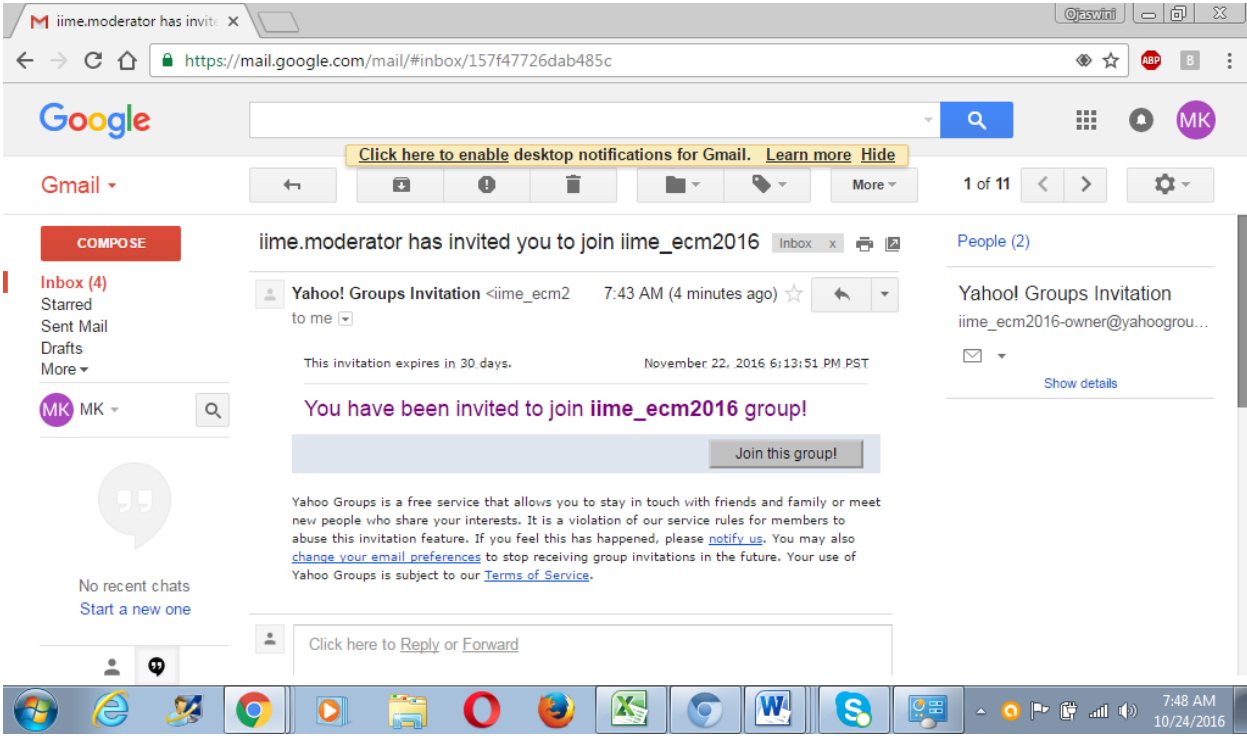


## GUIDELINES TO LINK YOUR EMAIL ID TO YAHOOGROUPS : Dr. M. K. Mohanta, Hony. Secretary, IIME

1- How your gmail-ID is accessible to yahoogroups for interaction. If you like your gmail or rediffmail ID to be included in the yahoogroups (For EC Members: [iime\\_ecm2016@yahoogroups.com](mailto:iime_ecm2016@yahoogroups.com) or For IIME-Members: [iime\\_gb@yahoogroups.com](mailto:iime_gb@yahoogroups.com)), it can be linked only through your yahoo email ID. So to join a yahoogroups, you must create a yahoo email ID

2- Example of protocol as given below: I have existing ID [iime.secy@gmail.com](mailto:iime.secy@gmail.com) and a mail has come to join Yahoogroups. (I also have a yahoomail ID : [iimehq@yahoo.com](mailto:iimehq@yahoo.com) ) . The software tries to link gmail ID wth Yahoo mail ID as follows.

Step No.	ACTION REQUIRED	DISPLAY
Step-1.	<p>In the example, the invitation is received in a gmail ID.</p> <p>Click the box <b>“JOIN THIS GROUP”</b> in your received email.</p> <p><b>(Before advancing, it is advised to open a yahoo A/c if you donot have one. Else, you will have to come back to this step after step-3)</b></p>	

Step-  
2

You are brought to  
yahoogroups.

In the display of '  
iime\_ecm2016', Yahoogroups  
opens. click the box "+JOIN  
GROUP"

**[In the case of IIME\_GB:**  
In the display of ' iime\_gb' ,  
Yahoogroups opens. click the  
box "+JOIN GROUP"]

The screenshot shows a web browser window displaying the Yahoo! Groups page for the group 'IIME-EC Members\_2016'. The browser's address bar shows the URL: [https://groups.yahoo.com/neo/groups/iime\\_ecm2016/info?email=iime.secy@gmail.com&ieref=2nzipdhzrramf3xg0je315s](https://groups.yahoo.com/neo/groups/iime_ecm2016/info?email=iime.secy@gmail.com&ieref=2nzipdhzrramf3xg0je315s). The page features the Yahoo! Groups logo and navigation links for Home, Mail, Search, News, Sports, Finance, Celebrity, Weather, Answers, Flickr, Mobile, and More. There are search boxes for 'Search Conversations', 'Search Groups', and 'Search Web', along with 'Sign in' and 'Mail' links. The main content area displays the group name 'IIME-EC Members\_2016' and indicates it is a 'Restricted Group, 5 members'. Below this, there are tabs for 'Conversations', 'Photos', 'Files', 'About', and 'More'. A 'Welcome to iime\_ecm2016 !' message is shown, stating: 'You have received a pre-approved invitation from the group moderator. Click the join button to become a member. You will be subscribed to the group mailing list. You can access the messages archive, photos, files and web tools when you sign in with your Yahoo ID.' At the bottom of the page, there is an 'About Group' section and a prominent '+ Join Group' button. The Windows taskbar at the bottom shows various application icons and the system clock indicating 7:54 AM on 10/24/2016.

Step-3

It will take you to Yahoo website to open a yahoo A/c.

**If you have a yahoo ID, SIGN IN** to your yahoo ID.

**If you donot have a yahoo ID,** open a new yahoo ID by clicking '**SIGN UP**' and start **processing afresh by going to step-1.**

YAHOO! MAIL

About Mail Features Get the app Help

YAHOO!

Sign in

Enter your email

Next

Stay signed in Difficulty signing in?

**Account security issue**

More information about the account security issue.

Our notice to potentially affected users.

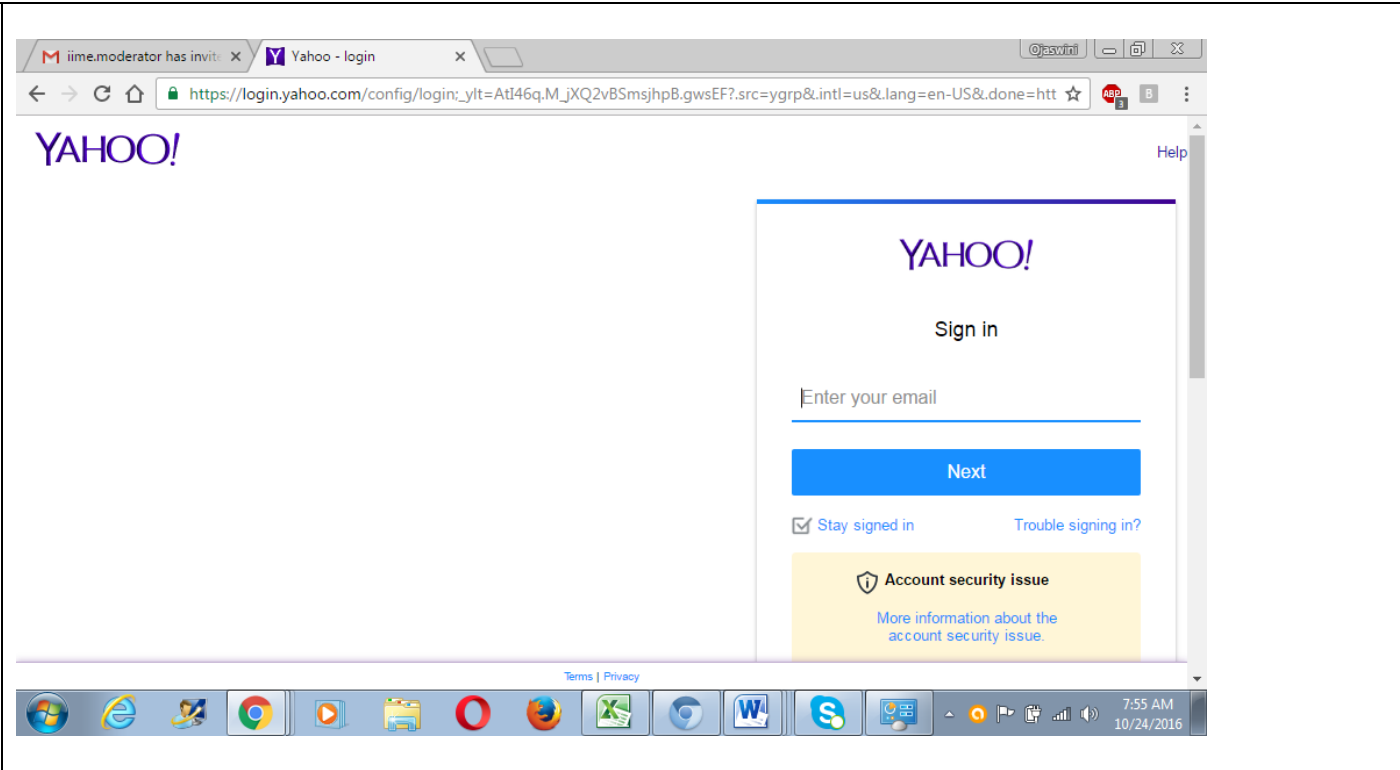
Don't have an account? [Sign up](#)

Terms | Privacy

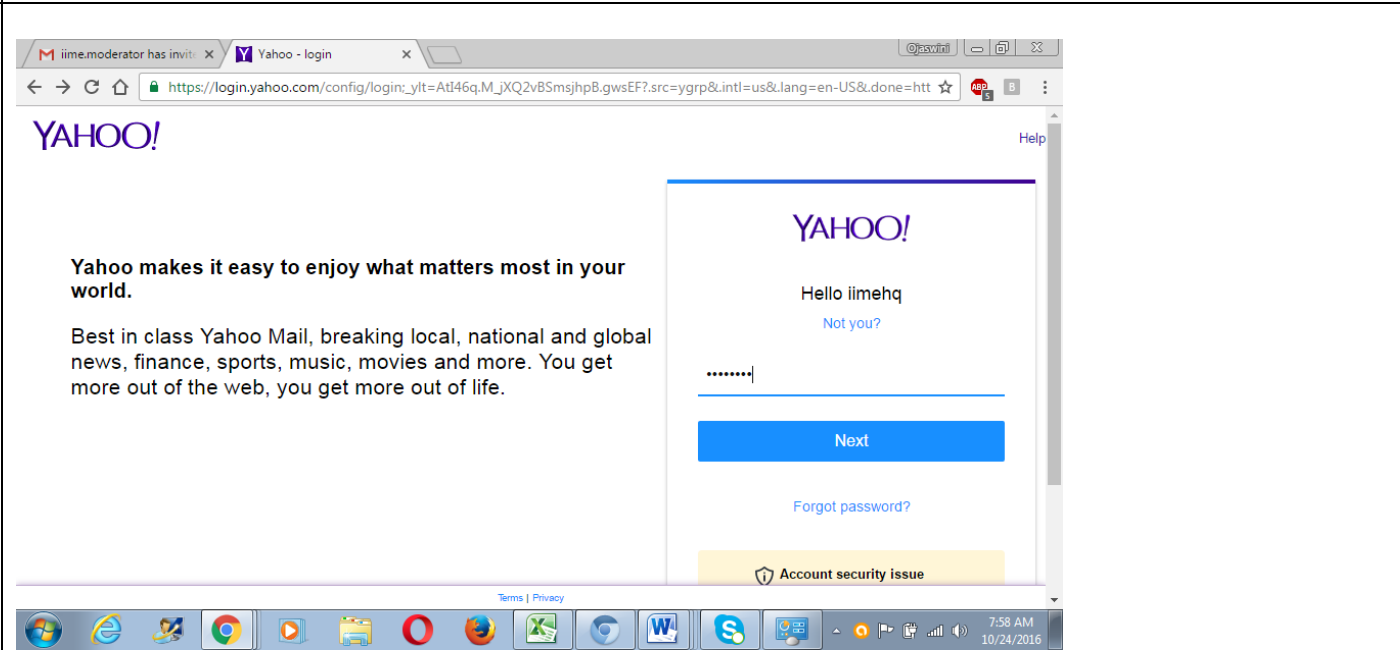
Start National Metallur... Yahoo - Google ... Yahoo - login - ... IIME\_ECM2016 - ... IIME India, Miner... New Tab - Googl... Yahooogroups pro... IIME\_ECM2016... Protocol for joini... 12:11 PM

Step-4  
In the display of 'Yahoo-login', you open your existing yahoo A/c by filling ID-name & password and press 'NEXT'

**If you donot have a yahoo ID, open a new yahoo ID by clicking 'SIGN UP' and start processing afresh by going to step-1.**



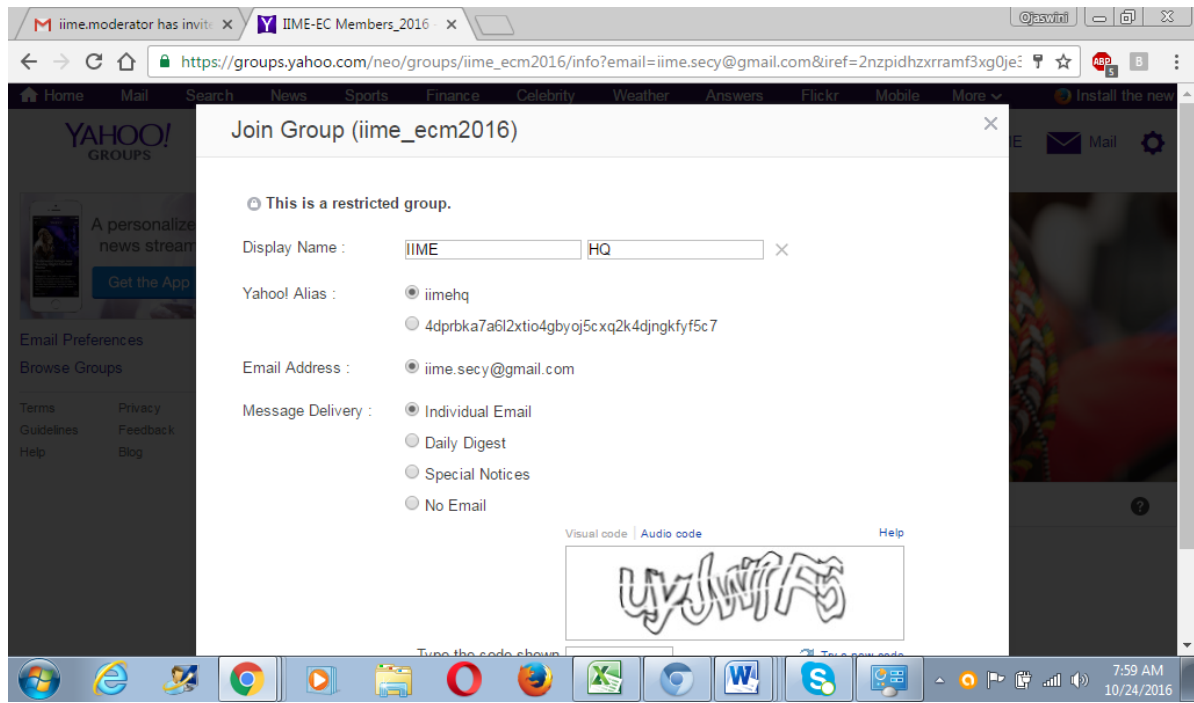
Step-5  
I entered to my Yahoo ID 'iimehq'. **You type your own yahoo email ID**



Step-6

The display 'Join Group (iime\_ecm2016)' appears for typing/filling the "CAPTCHA"

[In the case of IIME\_GB: the display of 'Join group (iime\_gb)' appears for typing/filling the "CAPTCHA"]

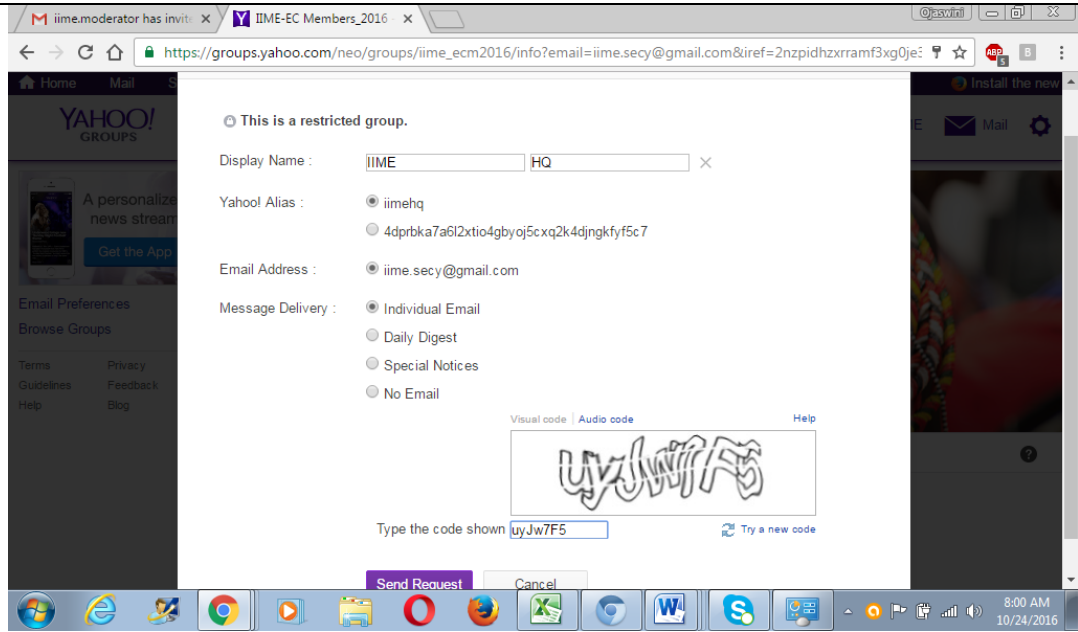


Step-7

After typing/filling the 'CAPTCHA' as shown, click the box "SEND REQUEST"

Now, you will see the Display of 'IIME\_ECM2016 Yahoogroups' wherein the name, mail ID, etc. will be exhibited.

[In the case of IIME\_GB: Now, you will see the Display of 'IIME\_GB Yahoogroups' wherein the name, mail ID, etc. will be exhibited.]



	<p>Now your ID is included in the 'IIME_ECM2016 Yahoogroups'</p> <p>[In the case of IIME_GB: Now your ID is included in the 'IIME_GB@ Yahoogroups.com'</p>	<p><b>Your name SUCCESSFULLY INCLUDED TO YAHOOGROUPS !!</b></p>